

Scaled data based on original data using
LM-79-08 Approved Method: Electrical and Photometric Measurements of Solid-
State Lighting Products

Test Report Prepared for
Cooper Lighting Solutions
(formerly Eaton)

Brand: McGRAW-EDISON

Report Number: P199956

Luminaire Tested: **GWC-AF-02-LED-E1-SL2-7030-600**

Issue Date: 3/3/2020

Test Information

Test Method: LM-79-08
Report Number: P199956
TEST IS SCALED FROM IESNA LM-79-08 TEST DATA (P24286)
Test Lab: INNOVATION CENTER P2
Issue Date: 3/3/2020
Manufacturer: COOPER LIGHTING SOLUTIONS (FORMERLY EATON)
Product Line: MCGRAW-EDISON
Catalog Number: GWC-AF-02-LED-E1-SL2-7030-600
Description: GALLEON WALL LUMINAIRE
(2) 70 CRI, 3000K, 615mA LIGHTSQUARES WITH 16 LEDS EACH AND TYPE II SPILL
LIGHT ELIMINATOR OPTICS
Light Source: -
Ballast/Driver: ELECTRONIC DRIVER

Summary

Lumens per Lamp: N/A
Luminaire Lumens: 7755.3 lumens
Efficiency: N/A
Efficacy: 117.5 lumens/watt
Luminous Opening: Rectangular (W 1' x L: 0.5' x H: 0')
IES Classification: Type II - Short - Semi-Cutoff
BUG Rating: B1 - U0 - G2

Input Watts (W): 66
Input Voltage (V): NR
Input Current (Ain): NR
Voltage Rise (V): NR
Power Factor: NR
Total Harmonic Distortion (THDi): NR
Frequency (hertz): 60
Stabilization Time: NR
Operation Time: NR
Ambient Temperature (°C): NR
Test Distance: 25 FT

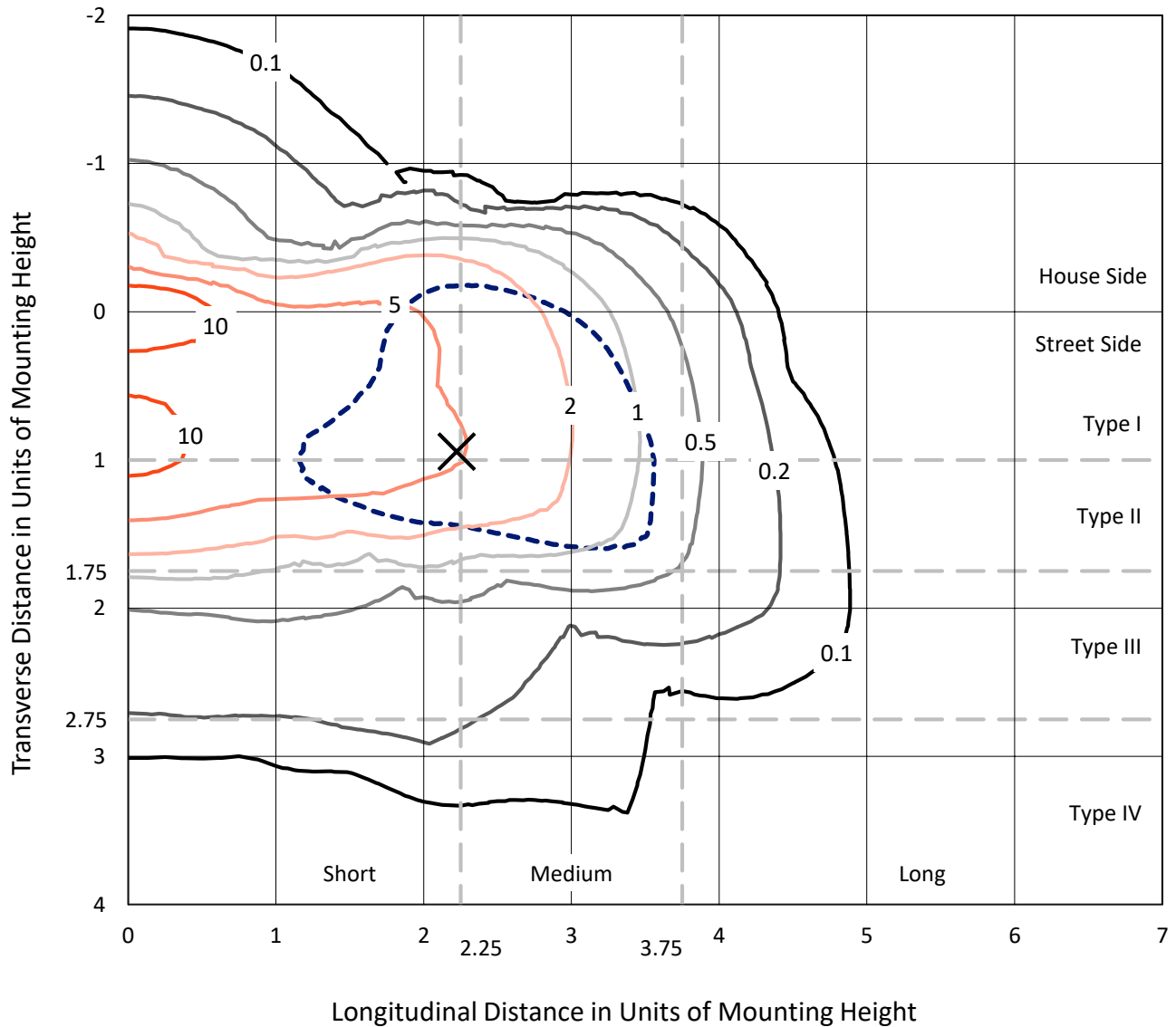


REPORT NUMBER: P199956

CATALOG NUMBER: GWC-AF-02-LED-E1-SL2-7030-600

Iso-Footcandle Lines of Horizontal Illumination

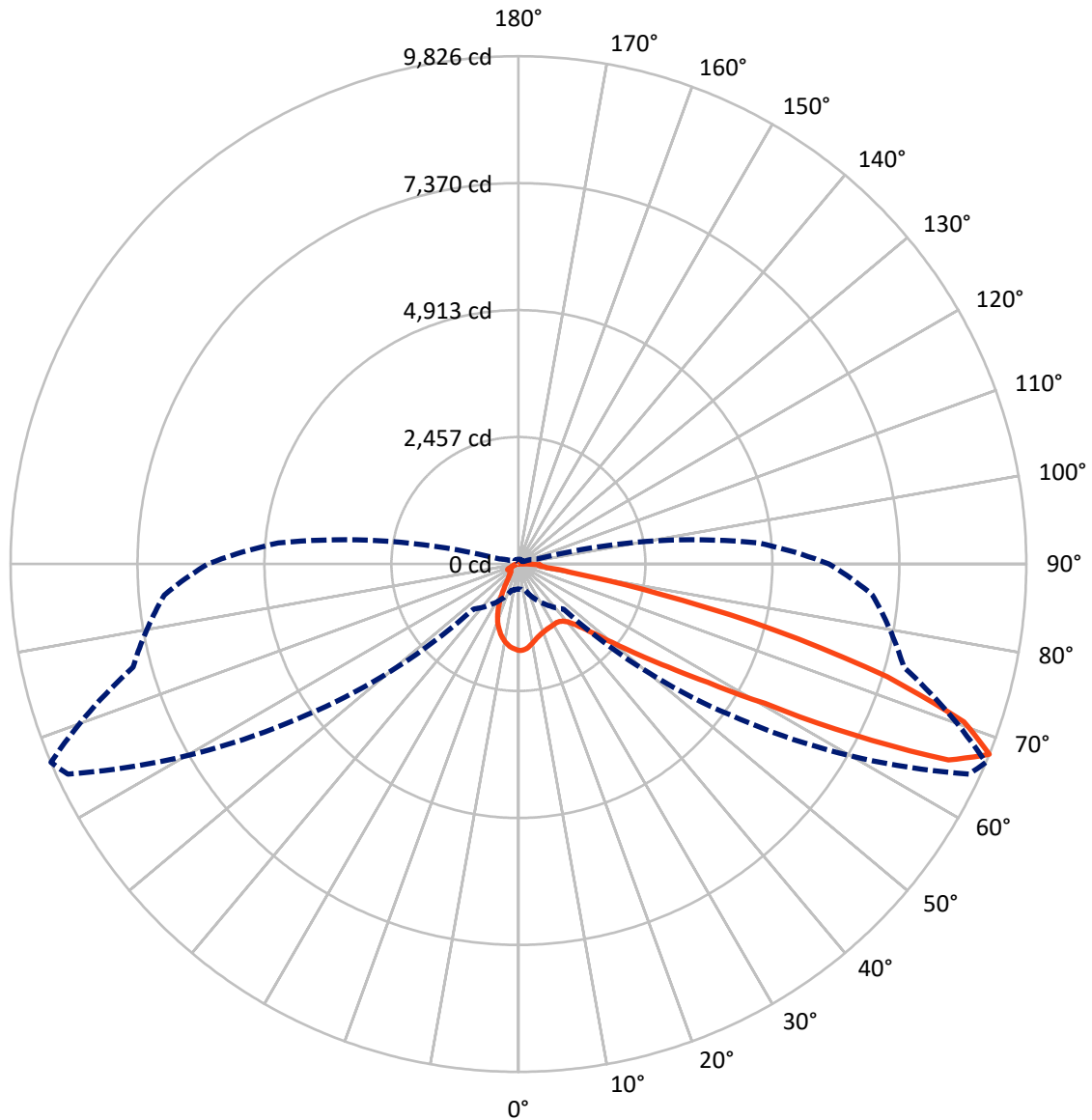
✕ Max cd
 - - - 1/2 Max cd



Based on 10 foot mounting height. Maximum calculated value = 16.7 fc
 Type II - Short - Semi-Cutoff

REPORT NUMBER: P199956
CATALOG NUMBER: GWC-AF-02-LED-E1-SL2-7030-600

Luminous Intensity Polar Plot



— Vertical Plane Through 67-Deg Lateral - - - Horizontal Cone Through 67.5-Deg Vertical

REPORT NUMBER: P199956

CATALOG NUMBER: GWC-AF-02-LED-E1-SL2-7030-600

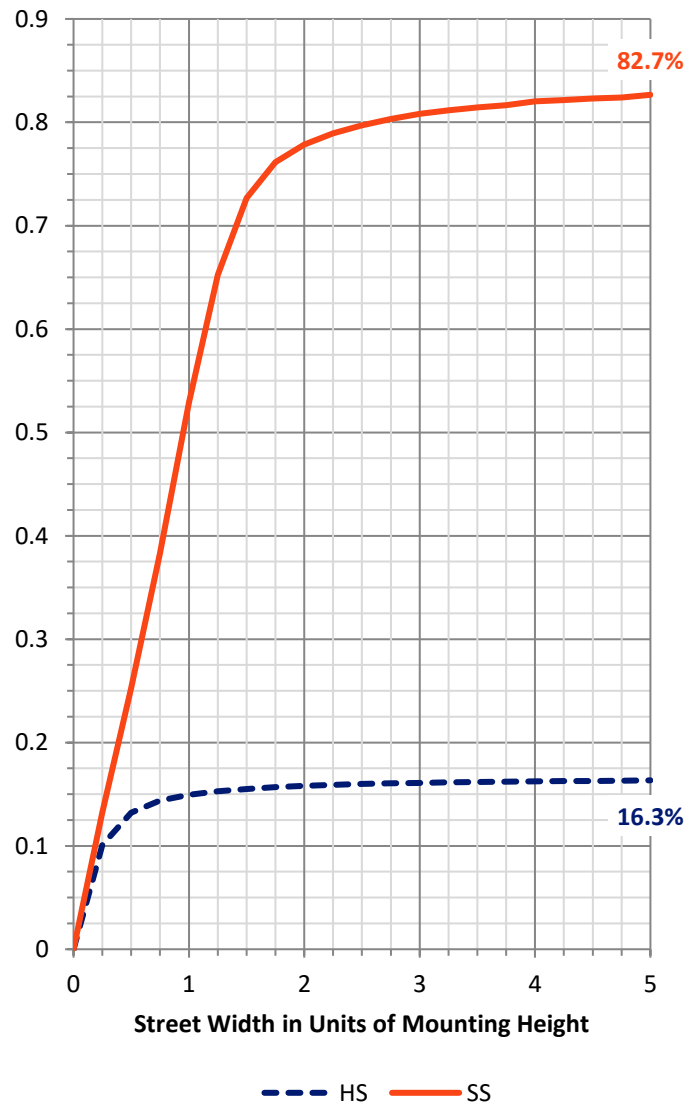
FLUX DISTRIBUTION:

		Downward	Upward	Total
House Side	Lumens	1285.0	0.0	1285.0
	% Fixture	16.6	0.0	16.6
Street Side	Lumens	6470.3	0.0	6470.3
	% Fixture	83.4	0.0	83.4
Total	Lumens	7755.3	0.0	7755.3
	% Fixture	100.0	0.0	100.0

Coefficient of Utilization

ZONAL LUMENS:

Zone	Lumens	% Fixture
0°-10°	142.7	1.8
10°-20°	330.2	4.3
20°-30°	447.6	5.8
30°-40°	636.3	8.2
40°-50°	1064.6	13.7
50°-60°	1684.2	21.7
60°-70°	2145.5	27.7
70°-80°	1123.8	14.5
80°-90°	180.3	2.3
90°-100°	0.0	0.0
100°-110°	0.0	0.0
110°-120°	0.0	0.0
120°-130°	0.0	0.0
130°-140°	0.0	0.0
140°-150°	0.0	0.0
150°-160°	0.0	0.0
160°-170°	0.0	0.0
170°-180°	0.0	0.0
0°-90°	7755.3	100.0
0°-180°	7755.3	100.0



REPORT NUMBER: P199956

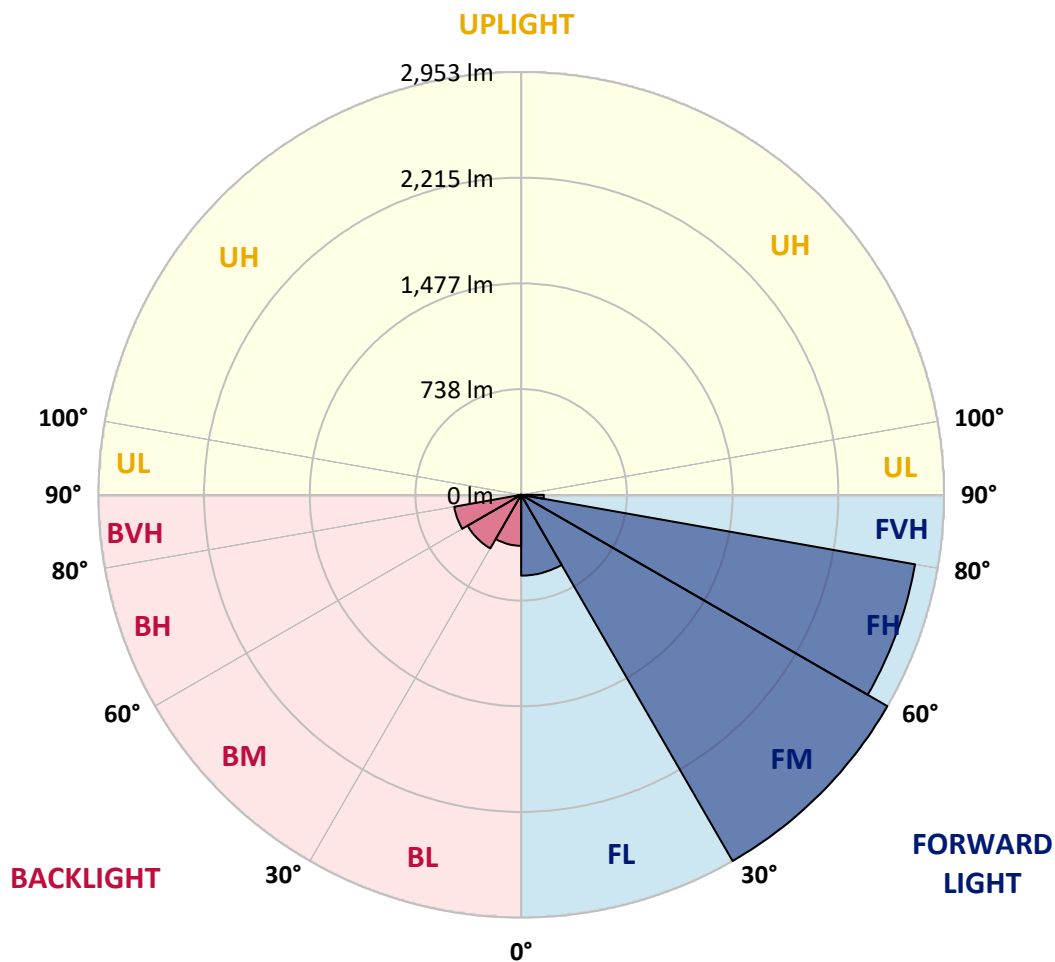
CATALOG NUMBER: GWC-AF-02-LED-E1-SL2-7030-600

LUMINAIRE CLASSIFICATION SYSTEM LUMEN TABLE AND BUG RATING:

Zone	Lumens	% Fixture	Zone Rating/Lumen Limit		
			B	U	G
FL (0°-30°)	564.4	7.3			
FM (30°-60°)	2953.4	38.1			
FH (60°-80°)	2794.0	36.0			G2/5000
FVH (80°-90°)	158.5	2.0			G2/225
BL (0°-30°)	356.2	4.6	B1/500		
BM (30°-60°)	431.8	5.6	B1/1000		
BH (60°-80°)	475.3	6.1	B1/500		G1/500
BVH (80°-90°)	21.8	0.3			G1/100
UL (90°-100°)	0.0	0.0		U0/0	
UH (100°-180°)	0.0	0.0		U0/0	

BUG Rating: B1-U0-G2

Type II Short





REPORT NUMBER: P199956

CATALOG NUMBER: GWC-AF-02-LED-E1-SL2-7030-600

CANDELA DISTRIBUTION (FULL):

	0°	5°	15°	25°	35°	45°	55°	65°	67°	75°	85°
0°	1672.8	1672.8	1672.8	1672.8	1672.8	1672.8	1672.8	1672.8	1672.8	1672.8	1672.8
2.5°	1603.9	1606.6	1615.1	1620.5	1644.5	1654.8	1662.1	1669.4	1670.5	1674.0	1670.5
5°	1435.6	1441.4	1457.1	1474.7	1521.3	1558.0	1596.8	1636.8	1644.2	1670.1	1677.3
7.5°	1305.2	1303.7	1316.7	1337.8	1385.6	1436.4	1504.2	1584.0	1599.8	1658.2	1686.5
10°	1210.0	1208.9	1222.6	1244.5	1290.0	1338.1	1414.7	1524.0	1546.2	1639.6	1695.3
12.5°	1139.7	1140.0	1153.8	1178.0	1224.1	1272.8	1350.3	1465.9	1494.2	1617.7	1704.6
15°	1093.0	1096.1	1107.2	1132.8	1178.0	1226.4	1302.6	1422.3	1454.0	1600.5	1714.9
17.5°	1077.3	1082.3	1086.1	1104.8	1143.5	1192.0	1266.7	1390.3	1423.8	1588.6	1724.0
20°	1091.8	1097.6	1090.3	1096.9	1121.3	1164.1	1238.4	1364.8	1399.4	1575.3	1725.2
22.5°	1154.3	1159.6	1138.2	1119.4	1117.8	1143.8	1215.0	1345.0	1380.6	1565.3	1725.5
25°	1263.9	1267.4	1231.5	1187.8	1145.4	1136.7	1198.6	1331.3	1369.1	1556.5	1718.3
27.5°	1398.6	1401.2	1360.0	1295.7	1210.4	1153.8	1192.8	1323.2	1362.6	1548.9	1706.1
30°	1562.3	1574.9	1519.5	1438.4	1314.1	1204.7	1204.2	1319.0	1355.4	1535.8	1681.9
32.5°	1729.8	1735.1	1696.9	1614.7	1453.7	1294.1	1236.4	1322.0	1353.4	1520.3	1651.4
35°	1899.6	1906.5	1881.6	1815.5	1644.5	1425.4	1299.1	1340.1	1365.3	1514.9	1629.9
37.5°	2119.5	2128.7	2094.3	2017.7	1876.6	1603.2	1403.6	1385.2	1401.7	1530.1	1623.5
40°	2467.1	2462.9	2362.3	2248.3	2130.5	1830.7	1552.7	1461.7	1471.2	1579.5	1643.4
42.5°	2871.8	2861.4	2688.1	2509.1	2409.7	2106.1	1750.0	1594.4	1592.5	1676.6	1713.3
45°	3194.5	3186.1	3030.1	2809.4	2729.9	2419.6	2005.1	1792.1	1777.9	1830.7	1842.5
47.5°	3369.2	3369.7	3279.8	3099.6	3097.7	2818.3	2332.9	2078.2	2053.6	2078.5	2065.9
50°	3308.1	3316.1	3306.5	3249.2	3433.5	3340.6	2760.9	2477.0	2427.7	2452.3	2403.6
52.5°	3012.1	3022.4	3079.0	3167.0	3574.6	3972.0	3389.6	2972.7	2915.4	2906.6	2852.6
55°	2487.4	2500.0	2615.4	2854.5	3457.3	4396.1	4381.7	3604.5	3513.1	3430.0	3407.1
57.5°	1714.5	1735.5	1921.4	2276.3	3077.5	4524.2	5562.9	4505.1	4319.2	4029.4	4034.7
60°	966.4	990.9	1210.0	1532.5	2311.1	4385.0	6461.7	5869.3	5476.8	4731.2	4771.0
62.5°	614.6	641.0	807.3	1064.7	1386.7	3635.5	6829.9	7765.8	7267.5	5596.3	5635.3
65°	497.5	509.0	587.4	878.9	1007.0	2190.2	6550.4	9328.0	9142.2	6694.2	6512.2
67.5°	485.6	489.5	530.0	737.7	965.7	1231.1	5224.9	9620.2	9826.3	7719.5	6877.4
70°	479.9	493.3	597.3	704.0	924.8	1038.3	3139.8	8819.4	9144.9	7987.6	6391.3
72.5°	232.9	232.1	300.6	636.8	1041.8	1077.0	1613.1	7135.9	7462.5	6920.3	5252.0
75°	187.8	171.7	164.1	233.3	1001.6	1112.1	1028.0	4910.1	5146.4	4639.7	3228.5
77.5°	178.2	159.1	145.8	146.1	423.4	1179.5	870.8	2717.6	2786.4	2095.8	884.6
80°	147.6	130.0	120.5	135.8	205.0	1123.1	941.6	1229.9	1128.5	514.7	294.5
82.5°	102.4	93.3	90.6	113.9	164.1	800.5	1094.9	660.8	554.2	257.8	181.7
85°	65.4	55.8	62.0	83.0	127.8	369.4	1127.8	515.1	409.6	163.7	102.4
87.5°	30.3	24.5	30.6	45.9	83.4	127.4	1073.2	578.6	421.8	86.5	64.7
90°	0.0	0.0	0.0	0.0	0.0	0.0	0.0	0.0	0.0	0.0	0.0



REPORT NUMBER: P199956

CATALOG NUMBER: GWC-AF-02-LED-E1-SL2-7030-600

CANDELA DISTRIBUTION (continued):

	90°	95°	105°	115°	125°	135°	145°	155°	165°	175°	180°
0°	1672.8	1672.8	1672.8	1672.8	1672.8	1672.8	1672.8	1672.8	1672.8	1672.8	1672.8
2.5°	1673.6	1666.3	1660.5	1649.9	1638.1	1626.6	1616.2	1603.2	1599.3	1596.0	1601.3
5°	1678.9	1671.6	1650.6	1617.7	1581.4	1547.3	1513.4	1484.3	1466.3	1456.3	1462.1
7.5°	1687.0	1676.6	1633.0	1572.6	1507.2	1447.5	1386.0	1336.6	1300.3	1283.0	1288.0
10°	1694.2	1674.3	1603.2	1512.5	1417.0	1328.1	1231.1	1150.7	1091.1	1059.7	1067.4
12.5°	1697.3	1665.5	1561.6	1437.7	1306.4	1176.4	1033.4	913.3	827.6	796.3	789.7
15°	1700.3	1655.6	1515.7	1352.3	1172.9	989.1	788.7	644.7	573.6	558.0	554.5
17.5°	1701.0	1638.4	1463.6	1259.8	1016.5	766.0	539.2	447.9	448.2	473.4	476.5
20°	1693.1	1612.7	1400.4	1144.6	829.2	529.7	370.2	354.5	412.2	475.4	483.0
22.5°	1674.7	1578.7	1328.9	1010.4	614.6	348.7	286.5	303.6	378.2	455.5	464.3
25°	1651.4	1537.4	1244.5	854.7	406.9	249.3	240.2	261.2	311.7	363.3	368.3
27.5°	1619.7	1488.4	1149.6	676.6	264.3	205.4	211.5	225.6	246.3	269.3	271.5
30°	1578.7	1429.9	1048.3	493.3	199.6	184.7	193.5	201.1	210.0	223.0	224.1
32.5°	1531.7	1373.7	944.2	340.8	177.1	174.0	181.0	184.7	191.6	199.6	200.4
35°	1492.3	1320.2	836.4	240.9	167.5	166.0	170.6	172.1	178.6	187.4	188.2
37.5°	1469.7	1276.5	725.2	194.3	161.0	158.8	161.3	161.3	170.6	183.5	185.5
40°	1471.2	1252.4	613.8	175.6	155.7	152.6	153.0	153.0	164.9	178.9	180.2
42.5°	1512.9	1258.5	515.1	168.3	151.5	148.0	146.1	147.3	157.3	166.4	167.1
45°	1610.8	1301.9	422.7	163.7	147.3	146.1	141.9	141.5	145.4	149.5	149.5
47.5°	1771.4	1387.1	359.9	160.6	143.7	143.4	138.4	133.6	133.1	134.6	134.6
50°	2032.7	1534.0	317.8	157.3	141.5	138.4	132.8	125.1	122.4	123.6	123.6
52.5°	2424.3	1795.9	301.8	152.6	136.6	131.5	125.1	117.5	115.2	115.5	115.5
55°	2937.9	2198.3	299.5	147.3	131.2	123.1	117.8	112.1	109.4	110.2	110.2
57.5°	3565.4	2754.7	340.4	138.9	123.9	114.7	111.7	107.8	106.0	107.1	106.7
60°	4328.5	3482.8	504.8	130.0	116.7	107.1	107.1	104.1	102.4	103.7	103.2
62.5°	5207.3	4319.2	709.8	123.6	109.0	100.9	102.4	100.9	99.4	100.2	99.9
65°	5986.7	4864.2	664.7	118.5	101.4	95.3	97.9	97.1	96.0	96.8	96.3
67.5°	6009.3	4662.3	373.2	113.2	94.1	89.5	93.3	93.0	92.3	93.0	92.6
70°	5362.9	3936.8	210.4	103.2	86.5	82.6	88.0	87.6	86.9	88.4	88.0
72.5°	4296.7	2856.8	153.7	91.0	78.7	75.4	81.5	81.1	81.1	83.4	82.3
75°	2472.4	1470.1	122.8	78.0	70.8	68.1	73.4	73.9	74.7	77.7	75.4
77.5°	704.8	458.2	100.2	66.2	60.8	59.6	65.0	65.8	66.2	69.6	66.5
80°	262.0	211.1	82.6	55.5	49.7	50.1	55.0	56.3	56.6	60.1	56.3
82.5°	167.1	139.2	66.9	42.8	39.0	38.7	44.8	46.3	46.3	46.7	44.4
85°	97.6	83.4	50.5	31.0	27.6	26.4	33.4	35.9	34.9	34.1	32.6
87.5°	65.4	57.4	31.0	17.3	15.0	14.2	19.5	21.5	20.6	19.5	18.3
90°	0.0	0.0	0.0	0.0	0.0	0.0	0.0	0.0	0.0	0.0	0.0

(END OF REPORT)